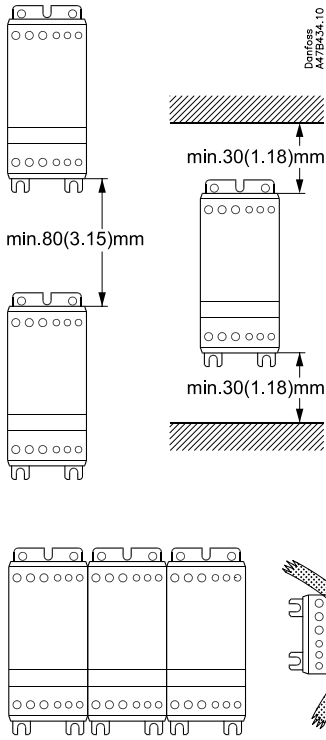


047C418

#### Montering - Mounting - Montage

mm (inch)



DK Hvis enhed er monteret vandret reducer strøm med 50%  
 UK If unit is mounted horizontally derate current by 50%  
 D Falls Einheit horizontal montiert wird, reduziert sich der Strom um 50%.

#### Forbindelse - Wiring - Verdrahtung

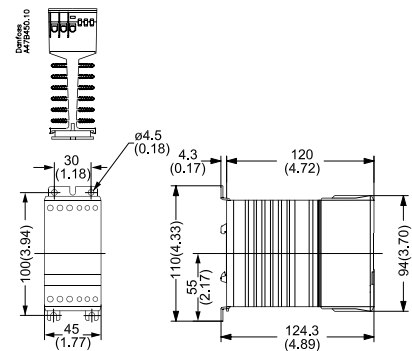
75°C Kabel/ wire*	mm <sup>2</sup> (AWG)	mm <sup>2</sup> (AWG)
	0.75 - 4 (18 - 12)	0.5 - 1.5 (20 - 16)
	2 x 1 (2 x 18)	2 x 0.5 - 0.75 (2 x 20 - 18)
	0.75 - 6 (18 - 10)	0.5 - 1.5 (20 - 16)
	2 x 0.75 - 2.5 (2 x 18 - 14)	2 x 0.5 - 1.5 (2 x 20 - 16)
	0.75 - 6 (18 - 10)	0.5 - 1.5 (20 - 16)
	2 x 0.75 - 1.5 (2 x 18 - 16)	2 x 0.5 - 1.5 (2 x 20 - 16)
	Pozidrive 1 0.5 Nm max. 4.4 lb-in max.	N.A.
	4 mm 0.5 Nm max. 4.4 lb-in max.	3 mm 0.5 Nm max. 4.4 lb-in max.

- **Vigtigt:** (Overhold max. skruedrejningsmomenter)
  - **Important:** (Observe the maximum screw torque limits)
  - **Wichtig:** (Max. Drehmoment beachten)
- \* Use copper conductor only

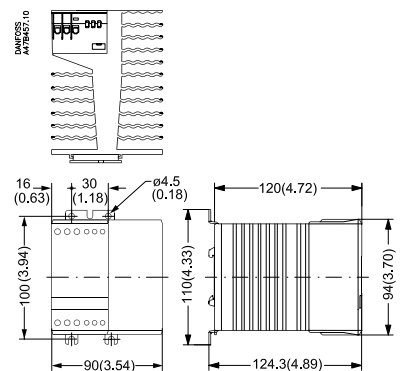
#### Mål - Dimensions - Abmessungen

mm (inch)

ECI 10



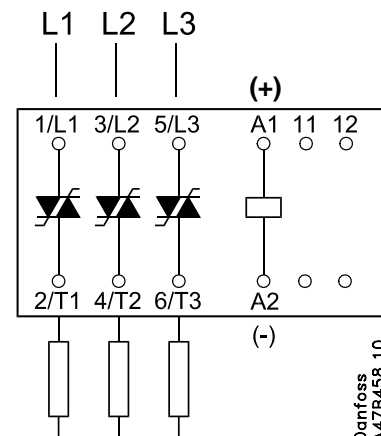
ECI 20



DK Køleplade skal holdes ren. Luftstrøm må ikke blokeres  
 UK Keep heat sink clean. Airflow should not be blocked  
 D Kühlflächen freihalten. Luftstrom muß ungehindert fließen

A1 - A2

24-230 V ≡	5-24 V ≡
037N0025 - N0030	037N0031 - N 0036



Danfoss  
A47B456.10



C LISTED

UL: Use thermal overload protection as required by the National Electric Code  
 Maximum surrounding temperature 40 °C.

047C0418